


**Annexure 1**

1. Name of Listed Entity: Palco Metals Limited			
2. Scrip Code/Name of Scrip/Class of Security 539121/PALCO/Equity Shares			
3. Share Holding Pattern Filed under: Reg. 31(1)(a)/Reg. 1(1)(b)/Reg.31(1)(c)			
a. If under 31(1)(b) then indicate the report for Quarter ending			31st December, 2015
b. If under 31(1)(c) then indicate date of allotment/extinguishment			
4. Declaration: The Listed entity is required to submit the following declaration to the extent of submission of information:-			
S.No.	Particulars	Yes*	No*
1	Whether the Listed Entity has issued any partly paid up shares?		No
2	Whether the Listed Entity has issued any Convertible Securities or Warrants?		No
3	Whether the Listed Entity has any shares against which depository receipts are issued?		No
4	Whether the Listed Entity has any shares in locked-in?		No
5	Whether any shares held by promoters are pledge or otherwise encumbered?		No

\* If the Listed Entity selects the option 'No' for the questions above, the columns for the partly paid up shares, Outstanding Convertible Securities/Warrants, depository receipts, locked-in shares, No of shares pledged or otherwise encumbered by promoters, as applicable, shall not be displayed at the time of dissemination on the Stock Exchange website. Also wherever there is 'No' declared by Listed Entity in above table the values will be considered as 'Zero' by default on submission of the format of holding of specified securities.

Date : 18/01/2016

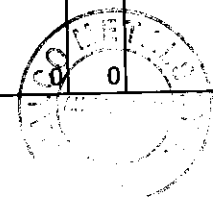
Place : Ahmedabad

For, Palco Metals Limited  
  
Kirankumar Agrawal  
Director  
Din No. 00395934



**Table I - Summary Statement holding of specified securities - Equity Shares**

Category (I)	Category of shareholder (II)	Nos. of shareholders (III)	No. of fully paid up equity shares held (IV)	No. of Partly paid-up equity shares held (V)	No. of shares underlying Depository Receipts (VI)	Total nos. shares held (VII) = (IV)+(V)+(VI)	Shareholding as a % of total no. of shares (calculated as per SCRR, 1957) (VIII) As a % of (A+B+C2)	Number of Voting Rights held in each class of securities (IX)			No. of Shares Underlying Outstanding convertible securities (including Warrants) (X)	Shareholding, as a % assuming full conversion of convertible securities (as a percentage of diluted share capital) (XI) = (VII)+(X) As a % of (A+B+C2)	Number of Locked in shares (XII)		Number of Shares pledged or otherwise encumbered (XIII)		Number of equity shares held in dematerialized form (XIV)	
								* No. Of Voting Rights					No. (a)	As a % of total Shares held	No. (a)	As a % of total Shares		
								Equity Shares	Preference shares	Total								
(A)	Promoter & Promoter Group	11	2727040	0	0	2727040	68.176	2727040	0	2727040	0	68.176	0	0	0	0	0	2632040**
(B)	Public	1589	1272960	Nil	Nil	1272960	31.824	1272960	0	1272960	Nil	31.824	0	0	0	0	0	388880
(C)	Non Promoter-Non Public	0	0	0	0	0	0	0	0	0	0	0	0	0	0	0	0	0
(C1)	Shares underlying DRs	0	0	0	0	0	0	0	0	0	0	0	0	0	0	0	0	0



(C2)	Shares held by Employee Trusts	0	0	0	0	0	0	0	0	0	0	0	0	0	0	0	0
	Total	1600	4000000	Nil	Nil	4000000	100	4000000	Nil	Nil	Nil	100	0	0	0	0	3020920

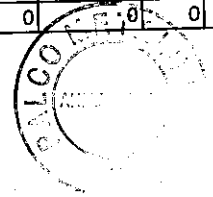
\*Equity Shares are listed and carries voting rights whereas Preference shares are not listed and doesnot carry voting rights

\*\* 95000 Equity Shares belonging to Narendra Agarwal are under process of Dematerialisation.

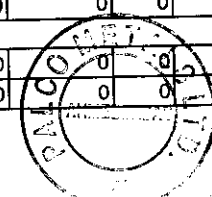


**Table II - Statement showing shareholding pattern of the Promoter and Promoter Group**  
**Table II - Statement showing shareholding pattern of the Promoter and Promoter Group as on 31/12/2015**

Sr. No.	Category & Name of the Shareholders (I)	PAN (II)	No. of share holders (III)	No. of fully paid up equity shares held (IV)	No. of Partly paid-up equity shares held (V)	No. of shares underlying Depository Receipts (VI)	Total nos. shares held (VII = IV+V+VI) (VII)	Shareholding as a % (calculated as per SCRR, 1957) As a % of (A+B+C2) (VIII)	Number of Voting Rights held in each class of securities (IX)			No. of Shares Underlying Outstanding convertible securities (including Warrants) (X)	Shareholding as a % assuming full conversion of convertible securities ( as a percentage of diluted share capital) (XI)= (VII)+(X) As a % of (A+B+C2) (XI)	Number of Locked in shares (XII)		Number of Shares pledged or otherwise encumbered (XIII)		Number of equity shares held in dematerialized form (XIV)	
									*No. of Voting Rights		Total as a % of Total Voting rights			No. (a)	As a % of total Shares held (b)	No. (a)	As a % of total Shares held (b)		
									Class: Equity Shares	Class: Preference Shares									Total
<b>1. Indian</b>																			
<b>(a) Individuals/Hindu undivided Family</b>																			
	Narendra Agarwal	AEPPA2353D	1	95000	0	0	95000	2.3750	95000	0	95000	2.3750	0	2.3750	0	0	0	0	0**
	Rajkumari Ashokkumar Agrawal	ABJPA0971E	1	73520	0	0	73520	1.8380	73520	0	73520	1.8380	0	1.8380	0	0	0	0	73520
	Kirankumar Babulal Agrawal	AAZPA8259Q	1	4000	0	0	4000	0.1000	4000	0	4000	0.1000	0	0.1000	0	0	0	0	4000
	<b>1(a) TOTAL</b>		<b>3</b>	<b>172520</b>	<b>0</b>	<b>0</b>	<b>172520</b>	<b>4.3130</b>	<b>172520</b>	<b>0</b>	<b>172520</b>	<b>4.313</b>	<b>0</b>	<b>4.313</b>	<b>0</b>	<b>0</b>	<b>0</b>	<b>0</b>	<b>77520</b>
<b>(b) Central Government/ State Government(s)</b>																			
			0	0	0	0	0	0	0	0	0	0	0	0	0	0	0	0	0
	<b>1(b) TOTAL</b>		<b>0</b>	<b>0</b>	<b>0</b>	<b>0</b>	<b>0</b>	<b>0</b>	<b>0</b>	<b>0</b>	<b>0</b>	<b>0</b>	<b>0</b>	<b>0</b>	<b>0</b>	<b>0</b>	<b>0</b>	<b>0</b>	<b>0</b>
<b>(c) Financial Institutions/ Banks</b>																			
			0	0	0	0	0	0	0	0	0	0	0	0	0	0	0	0	0
	<b>1(c) TOTAL</b>		<b>0</b>	<b>0</b>	<b>0</b>	<b>0</b>	<b>0</b>	<b>0</b>	<b>0</b>	<b>0</b>	<b>0</b>	<b>0</b>	<b>0</b>	<b>0</b>	<b>0</b>	<b>0</b>	<b>0</b>	<b>0</b>	<b>0</b>




<b>(d)</b>	<b>Any Other (Bodies Corporate)</b>																		
	Krishna Capital & Securities Ltd.	AAACK6286H	1	1560000	0	0	1560000	39.0000	1560000	0	1560000	39	0	39	0	0	0	0	1560000
	Thakkar Financial Service Pvt. Ltd.	AABCT9775F	1	190000	0	0	190000	4.7500	190000	0	190000	4.7500	0	4.7500	0	0	0	0	190000
	Vital Marketing & Finance Pvt. Ltd.	AABCV3665N	1	190000	0	0	190000	4.7500	190000	0	190000	4.7500	0	4.7500	0	0	0	0	190000
	Krishna Sharebroking	AAACK6287G	1	148120	0	0	148120	3.7030	148120	0	148120	3.7030	0	3.7030	0	0	0	0	148120
	Radius Global Pvt. Ltd.	AAACK6289J	1	5200	0	0	5200	0.1300	5200	0	5200	0.1300	0	0.1300	0	0	0	0	5200
	<b>1(d) TOTAL</b>		<b>5</b>	<b>2093320</b>	<b>0</b>	<b>0</b>	<b>2093320</b>	<b>52.333</b>	<b>2093320</b>	<b>0</b>	<b>2093320</b>	<b>52.333</b>	<b>0</b>	<b>52.333</b>	<b>0</b>	<b>0</b>	<b>0</b>	<b>0</b>	<b>2093320</b>
<b>(d)</b>	<b>Any Other (Director &amp; their Relatives)</b>																		
	Kanaiyalal Babulal Agrawal	ACIPA6616Q	1	186200	0	0	186200	4.6550	186200	0	186200	4.6550	0	4.6550	0	0	0	0	186200
	Lalitkumar Naredi	AASPN7250R	1	180000	0	0	180000	4.5000	180000	0	180000	4.5000	0	4.5000	0	0	0	0	180000
	Narendra Agarwal	AEPPA2353D	1	95000	0	0	95000	2.3750	95000	0	95000	2.3750	0	2.3750	0	0	0	0	95000
	<b>1(d) TOTAL</b>		<b>3</b>	<b>461200</b>	<b>0</b>	<b>0</b>	<b>461200</b>	<b>11.53</b>	<b>461200</b>	<b>0</b>	<b>461200</b>	<b>11.53</b>	<b>0</b>	<b>11.53</b>	<b>0</b>	<b>0</b>	<b>0</b>	<b>0</b>	<b>461200</b>
<b>(d)</b>	<b>Any other (Trusts)</b>																		
			0	0	0	0	0	0	0	0	0	0	0	0	0	0	0	0	0
	<b>1(d) TOTAL</b>		<b>0</b>	<b>0</b>	<b>0</b>	<b>0</b>	<b>0</b>	<b>0</b>	<b>0</b>	<b>0</b>	<b>0</b>	<b>0</b>	<b>0</b>	<b>0</b>	<b>0</b>	<b>0</b>	<b>0</b>	<b>0</b>	<b>0</b>
	<b>Sub-Total</b>		<b>11</b>	<b>2727040</b>	<b>0</b>	<b>0</b>	<b>2727040</b>	<b>68.1760</b>	<b>2727040</b>	<b>0</b>	<b>2727040</b>	<b>68.1760</b>	<b>0</b>	<b>68.1760</b>	<b>0</b>	<b>0</b>	<b>0</b>	<b>0</b>	<b>2632040</b>
<b>(2) FOREIGN</b>																			
<b>(a)</b>	<b>Individuals (Non-Resident Individuals/ Foreign Individuals)</b>																		
			0	0	0	0	0	0	0	0	0	0	0	0	0	0	0	0	0
	<b>2(a) TOTAL</b>		<b>0</b>	<b>0</b>	<b>0</b>	<b>0</b>	<b>0</b>	<b>0</b>	<b>0</b>	<b>0</b>	<b>0</b>	<b>0</b>	<b>0</b>	<b>0</b>	<b>0</b>	<b>0</b>	<b>0</b>	<b>0</b>	<b>0</b>
<b>(b)</b>	<b>Government</b>																		
			0	0	0	0	0	0	0	0	0	0	0	0	0	0	0	0	0
	<b>2(b) TOTAL</b>		<b>0</b>	<b>0</b>	<b>0</b>	<b>0</b>	<b>0</b>	<b>0</b>	<b>0</b>	<b>0</b>	<b>0</b>	<b>0</b>	<b>0</b>	<b>0</b>	<b>0</b>	<b>0</b>	<b>0</b>	<b>0</b>	<b>0</b>
<b>(c)</b>	<b>Institutions</b>																		
			0	0	0	0	0	0	0	0	0	0	0	0	0	0	0	0	0
	<b>2(c) TOTAL</b>		<b>0</b>	<b>0</b>	<b>0</b>	<b>0</b>	<b>0</b>	<b>0</b>	<b>0</b>	<b>0</b>	<b>0</b>	<b>0</b>	<b>0</b>	<b>0</b>	<b>0</b>	<b>0</b>	<b>0</b>	<b>0</b>	<b>0</b>
<b>(d)</b>	<b>Foreign Portfolio Investor</b>																		
			0	0	0	0	0	0	0	0	0	0	0	0	0	0	0	0	0
	<b>2(d) TOTAL</b>		<b>0</b>	<b>0</b>	<b>0</b>	<b>0</b>	<b>0</b>	<b>0</b>	<b>0</b>	<b>0</b>	<b>0</b>	<b>0</b>	<b>0</b>	<b>0</b>	<b>0</b>	<b>0</b>	<b>0</b>	<b>0</b>	<b>0</b>



(e)	Any Other (Bodies Corporate)	0	0	0	0	0	0	0	0	0	0	0	0	0	0	0	0	0	0
	2(e) TOTAL	0	0	0	0	0	0	0	0	0	0	0	0	0	0	0	0	0	0
(e)	Any Other (Qualified Institutional Buyer)	0	0	0	0	0	0	0	0	0	0	0	0	0	0	0	0	0	0
	2(e) TOTAL	0	0	0	0	0	0	0	0	0	0	0	0	0	0	0	0	0	0
	Sub-Total	0	0	0	0	0	0	0	0	0	0	0	0	0	0	0	0	0	0
	Total Shareholding of Promoter and Promoter	11	2727040	0	0	2727040	68.18	2727040	0	2727040	68.18	0	68.18	0	0	0	0	0	2632040


Details of Shares which remain unclaimed may be given hear along with details such as number of shareholders, outstanding shares held in demat/unclaimed suspense account, voting rights which are frozen etc.

Note:  
 \*\*(1) 95000 Shares held by Narendra Agrawal Pan AEPPA2353D is under process of Dematerialisation.\*\*  
 \*Equity Shares are listed and carries voting rights whereas Preference shares are not listed and doesnot carry voting rights



**Table III - Statement showing shareholding pattern of the Public shareholder**

Category & Name of the Shareholders (I)	PAN (II)	No. of shareholders (III)	No. of fully paid up equity shares held (IV)	No. of Partly paid-up equity shares held (V)	No. of shares underlying Depository Receipts (VI)	Total nos. shares held (VII = IV+V+ VI)	Shareholding as a % (calculated as per SCRR, 1957) As a % of (A+B+C2) (VIII)	Number of Voting Rights held in each class of securities (IX)			No. of Shares Underlying Outstanding convertible securities (Including Warrants) (X)	Total Shareholding, as a % assuming full conversion of convertible securities (as a percentage of diluted share capital) (XI)	Number of Locked in shares (XII)		Number of Shares pledged or otherwise encumbered (XIII)		Number of equity shares held in dematerialized form (XIV)		
								*No. of Voting Rights		Total as a % of Total Voting rights			No. (a)	As a % of total Shares held (b)	No. ( Not Applicable ) (a)	As a % of total Shares held( Not Applicable ) (b)			
								Class Equity	Class Preference									Total	
-1 INSTITUTIONS																			
(a) Mutual Funds		0	0	0	0	0	0	0	0	0	0	0	0	0	0	0	0	0	0
(b) Venture Capital		0	0	0	0	0	0	0	0	0	0	0	0	0	0	0	0	0	0
(c) Alternate Investment Funds		0	0	0	0	0	0	0	0	0	0	0	0	0	0	0	0	0	0
(d) Foreign Venture Capital Investors		0	0	0	0	0	0	0	0	0	0	0	0	0	0	0	0	0	0
(e) Foreign Portfolio Investors		0	0	0	0	0	0	0	0	0	0	0	0	0	0	0	0	0	0
(f) Financial Institutions/ Banks		0	0	0	0	0	0	0	0	0	0	0	0	0	0	0	0	0	0
(g) Insurance Companies		0	0	0	0	0	0	0	0	0	0	0	0	0	0	0	0	0	0



(h)	Provident Funds/ Pension Funds																	NA	0
		0	0	0	0	0	0	0	0	0	0	0	0	0	0	0	0	NA	0
		0	0	0	0	0	0	0	0	0	0	0	0	0	0	0	0	NA	0
(i)	Any Other (specify)																	NA	0
		0	0	0	0	0	0	0	0	0	0	0	0	0	0	0	0	NA	0
	Sub-Total (B)(1)	0	0	0	0	0	0	0	0	0	0	0	0	0	0	0	0	NA	0
(2)	Central Government/ State Government(s)/ President of India																	NA	0
		0	0	0	0	0	0	0	0	0	0	0	0	0	0	0	0	NA	0
		0	0	0	0	0	0	0	0	0	0	0	0	0	0	0	0	NA	0
	Sub-Total (B)(2)	0	0	0	0	0	0	0	0	0	0	0	0	0	0	0	0	NA	0
(3)	Non-institutions																		
(a)	i. Individual shareholders holding nominal share capital up to Rs. 2 lakhs.	1571	199358	0	0	199358	4.9839	199358	0	199358	4.9839	0	4.9839	0				NA	10278
	ii. Individual shareholders holding nominal share capital in excess of Rs. 2 lakhs. (With name below for holding more than 1%)	8	1061930	0	0	1061930	26.5483	1061930	0	1061930	26.5483	0	26.5483	0				NA	366930
	Sachin Dinesh Goyal		190000	0	0	190000	4.75	190000	0	190000	4.75	0	4.75	0				NA	0
	Manoj Gopichand Agrawal		190000	0	0	190000	4.75	190000	0	190000	4.75	0	4.75	0				NA	0
	Pramod Ramanlal Agrawal		188000	0	0	188000	4.7	188000	0	188000	4.7	0	4.7	0				NA	188000
	Niranjan Khemka		180000	0	0	180000	4.5	180000	0	180000	4.5	0	4.5	0				NA	0
	Sumit Gupta		95000	0	0	95000	2.375	95000	0	95000	2.375	0	2.375	0				NA	95000
	Sumit Gupta		95000	0	0	95000	2.375	95000	0	95000	2.375	0	2.375	0				NA	95000
	Manish Bhailalbai Patel		83930	0	0	83930	2.0983	83930	0	83930	2.0983	0	2.0983	0				NA	83930








Table IV - Statement showing shareholding pattern of the Non Promoter- Non Public shareholder

Category & Name of the Shareholders (I)	PAN (II)	No. of shareholders (III)	No. of fully paid up equity shares held (IV)	No. of Partly paid-up equity shares held (V)	No. of shares underlying Depository Receipts (VI)	Total nos. shares held (VII = IV+V+VI)	Shareholding calculated as per SCRR, 1957 As a % of (A+B+C2) (VIII)	Number of Voting Rights held in each class of securities (IX)			No. of Shares Underlying Outstanding convertible securities (including Warrants) (X)	Shareholding as a % assuming full conversion of convertible securities ( as a percentage of diluted share capital) (XI)	Number of Locked in shares (XII)		Number of Shares pledged otherwise encumbered (XIII)		Number of equity shares held in dematerialized form (XIV)			
								No. of Voting Rights					Total as a % of Total Voting rights	No. (a)	As a % of total Shares held	No. (Not applicable)		As a % of total shares held (Not applicable)		
								Class Equity Shares	Class Preference Shares	Total										
(1) Custodian/DR Holder		0	0	0	0	0	0	0	0	0	0	0	0	0	0	0	0	0	0	
(a) Name of DR Holder (if available)		0	0	0	0	0	0	0	0	0	0	0	0	0	0	0	0	0	0	0
(i) abc....		0	0	0	0	0	0	0	0	0	0	0	0	0	0	0	0	0	0	0
(ii) efg...		0	0	0	0	0	0	0	0	0	0	0	0	0	0	0	0	0	0	0
(2) Employee Benefit Trust (under SEBI (Share based Employee Benefit) Regulations, 2014)		0	0	0	0	0	0	0	0	0	0	0	0	0	0	0	0	0	0	0



(a)	Name (abc...		0	0	0	0	0	0	0	0	0	0	0	0	0	0	0	0	0	0	NA	0
	Total Non-Promoter- Non Public Shareholding (C)= (C)(1)+(C)(2)		0	0	0	0	0	0	0	0	0	0	0	0	0	0	0	0	0	0	NA	0

